




**Stand Costs: Standard Location (£195+vat per Sq Metre)**  
 e.g. 2 metre x 2 metre = 4 Sq Metres @ £195  
 Total Cost £780+vat

Standard location is between two other stands,  
 Shell scheme screening is on three sides with  
 one further side open.

**Stand Costs: Prime Location (£220+vat per Sq Metre)**  
 e.g. 2 metre x 2 metre = 4 Sq Metres @ £220  
 Total Cost £880 +vat

Prime location is end of aisle,  
 Shell scheme to one side with two or more  
 sides open.

- Key: STANDARD   
 PRIME   
 SOLD 



# THE YOGA SHOW 2010

## Olympia National Hall

### 29th, 30th & 31st October 2010

The National Hall, Olympia  
Hammersmith Road, LONDON W14 8UX

#### Stand Costs (for 3 days)

Standard positions - £195.00 per square metre includes full screening, fascia and name board.  
Prime positions - £220.00 per square metre includes full screening, fascia and name board.

#### What your stand includes:

Stand space includes screening (Octanorm with white foamex panels). Screen height is 2.5m. If you wish to attach any signs posters etc. it must be with Velcro (both sides required), Sellotape or BluTac . NO PINS, NAILS, STAPLES etc. Your company name/name and stand no will be displayed on the fascia panel.

Please note Tables and Chairs are not included in your stand cost.

- **Programme Stand Listing** -Your Company name, Telephone no. Email and Stand Description details will be listed free within our exhibition programme stand by stand listings. To be included within the programme your stand booking must be received no later than 10 weeks prior to the event when the programme goes to press. Print run is 50,000 copies
- **Web Listing** Your Company name, Telephone no. Email and Stand Description details will be listed free within our stand by stand listings on the show internet site [www.theyogashow.co.uk](http://www.theyogashow.co.uk) To be included within the web listings your stand booking must be received no later than 10 weeks prior to the event.
- **Complimentary Entrance Tickets** Each stand holder will receive 9 complimentary entrance tickets for their customers

A range of additional services are available as follows:

Chair	£7.00
Table 4ft x 2.6ft	£15.00
Table 6ft x 2.6ft	£15.00
Florescent lighting (single 5ft tube behind the fascia board)	Please see price list
Florescent lighting (up to two 5ft tubes behind the fascia board)	Please see price list
Spot Light Track (3 x 120w spot lights)	Please see price list
Electrical socket 2amp (500watt)	Please see price list
Electrical socket 5amp (1k watt)	Please see price list
Electrical socket 10amp (2k watt)	Please see price list
Electrical socket 13amp (3k watt)	Please see price list
18mm Raised flooring (carpeted)	Please see price list
(available in Red, Blue, Black, Green & Yellow)	Please see price list
Telephone Point	eForce form required
Broadband connection	eForce form required
PPL License	£60 + vat
Water Supply	Please see price list
Waste	Please see price list

Please add VAT at the standard rate to all charges.

#### DIRECTIONS TO Olympia National Hall:

Travelling to Olympia National Hall could not be easier, with rail and underground stations less than 1 minute's walk together with on-site parking.



Kensington Olympia station (District Line) is adjacent to the venue



Hammersmith Road: 9, 10, 27, 28

Holland Road: 49

North End Road: 391



Kensington Olympia mainline station provides direct services to Clapham Junction, Gatwick Airport, Brighton, Watford Junction, Milton Keynes, Northampton and Rugby

#### Car Parking:

At Olympia there is a multi-storey car park (P3) which is accessed from Maclise Road. Pedestrian access on Olympia Way leads to the Grand hall, National hall and Olympia Two entrances. Accessible parking is available at street level. The Olympia Motorail Car Park (P4) has recently re-opened and can accommodate cars, vans and lorries up to and including 7.5 tonnes. Visit [www.eco.co.uk](http://www.eco.co.uk) to book on-line or call 0871 871 9809

#### EXHIBITION PUBLIC OPENING TIMES

Exhibition opening times & prices:

Fri: 11am - 6pm Sat: 10am - 6pm Sun 10am - 6pm  
Admission (Fri) Adults £9.00 Conc £6.00  
Admission Sat/Sun Adults £12.00 Conc £10.00  
2 day pass Adults £20.00 Conc £16.00  
3 day pass Adults £27.00 Conc £22.00  
Children (under 16) Free

#### EXHIBITOR SETTING UP TIMES:

Thursday : 15.00 - 21.00

Friday : 08.00 – 10.30

All exhibition stands must be set up by 10.30am on the Friday , as all external-loading doors must be closed before the exhibition opens at 11am. Doors may only be opened when all isles and exits are all clear.

#### ACCESS

Vehicle access for unloading & loading on set-up and break-down days will be via "G" Gate and BB Gate. A pass will be issued. Once unloading is complete, vehicles must be moved to a car park. Entrance for exhibitors during opening hours and on foot will be via Gate "B" only (Olympia Way). Exhibitors will not be admitted through the main visitor entrance on Hammersmith Road.

#### DISMANTLING

Dismantling of stands must not commence until the exhibition has closed on Sunday after 6 pm.

#### STOCK STORAGE

There are no storage facilities within Olympia. Provision should be made within your stand area.

#### EXHIBITOR BADGES

Exhibitor Badges must be worn at all times during opening of the exhibition. Badges will be dispatched prior to the event.

#### ACCOMMODATION

For information on where to stay, please our website [www.theyogashow.co.uk](http://www.theyogashow.co.uk)

#### WORKSHOPS/LECTURES/STAGE DEMONSTRATIONS

To apply to present a lecture/workshop please complete the workshop or lecture request form online at [www.theyogashow.co.uk](http://www.theyogashow.co.uk), Prime Impact will send confirmation if your workshop/lecture has been accepted into the programme.

#### HANDS ON THERAPY

If you or your company are offering any form of "Hands on" Therapy at the event ie massage, a risk assessment document must be completed and returned to us with insurance and training certificates. Details are available on request.